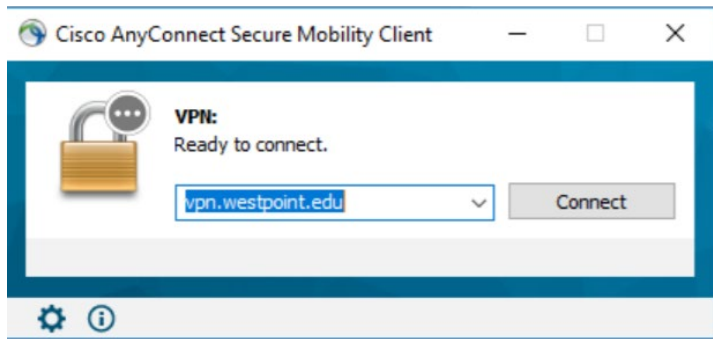


How to access AMS/CIS from a commercial network

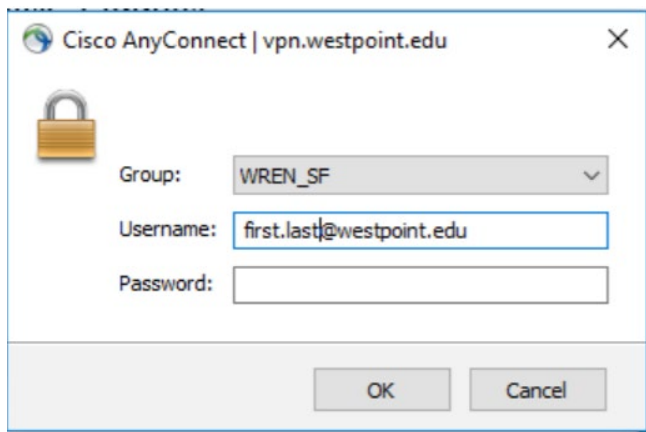
Connect to the WREN network via VPN

Open Cisco AnyConnect Secure Mobility Client

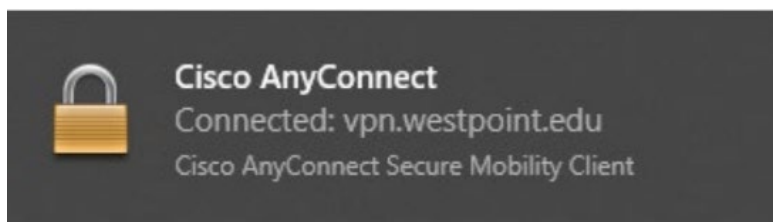
Connect by putting `vpn.westpoint.edu` in the space provide Click "Connect"



Select the appropriate network they should connect to either WREN_Cadets or WREN_SF for Staff and Faculty. Enter their Office365 email address and password and click OK.



The AnyConnect pop-up will show the steps of connecting to the network and then the user will see the following notification on the bottom right of their screen when successfully connected.



**Please Note: Internet Explorer is the only browser that has been fully tested and is supported by the Software Engineering Branch as this time.

Open Internet explorer and go to <https://apps.westpoint.edu/>

Westpoint.edu O365 accounts are required to access AMS. Contact your DCO if you need an account.

Consent and Log In

Click on the consent and login button and you will then be connected to AMS/CIS.